

# Sacramento Valley Detecting Buffs

A Nonprofit Organization

The Public is Invited to Attend our Meetings

*SVDB Newsletter*

Web Site <http://www.sacramentovalleydetectingbuffs.com/>

Issue Date August 2008



## Sacramento Valley Detecting Buffs

### Elected Officers

**President:** John Duffy

[John.m.duffy@comcast.net](mailto:John.m.duffy@comcast.net)

**Vice President:** Peter Johnson

[esteponapi@surewest.net](mailto:esteponapi@surewest.net)

**Secretary:** Bob Harrison

[mubblelight@sbcglobal.net](mailto:mubblelight@sbcglobal.net)

**Treasurer:** Allan Woltman

[looking4au@hotmail.com](mailto:looking4au@hotmail.com)

### Volunteer Positions

**Hospitality:** Al Ezell

[ezell777@comcast.net](mailto:ezell777@comcast.net)

**Hunt Master:** Rick Costello

[rcostello@resis.com](mailto:rcostello@resis.com)

**Librarian:** Tom Schweppe

[coottom@aol.com](mailto:coottom@aol.com)

**Membership:** George Magann

[gcmagann@hotmail.com](mailto:gcmagann@hotmail.com)

**Newsletter Editor:** Don Dunn

[dadunn02@yahoo.com](mailto:dadunn02@yahoo.com)

**Newsletter Mailings:** Rick & Sue Morris

[suezeeq@comcast.net](mailto:suezeeq@comcast.net)

**Raffle Table:** James Neeley, Mary Ann Mejia

[lorogal@aol.com](mailto:lorogal@aol.com)

**Web-Site Editor:** Lee Wiese

[leewiese@excite.com](mailto:leewiese@excite.com)

## Minutes from Meeting of July 3, 2008

**President:** John Duffy

- John called the meeting to order and welcomed 3 new visitors to tonight's meeting: Mike Tebbs, Toni & Chris View. John apologized for the poor attendance by our SVDB Officers tonight – must be the July 4<sup>th</sup> holiday.

- Allan Woltman gave John a last minute joke to read. It was about a special anniversary present that a wife received after she adamantly requested something that would go 0 to 200 in less than 6 seconds and she wanted it in the driveway the next day. You guessed it – there it was a nicely wrapped bath-room scale in the driveway the next morning....

- John wanted feedback on the day of the week we have our meetings. We may be able to change the day of the week with SMUD if there is any interest to do so at the next meeting... We had a good attendance tonight of 51 SVDB members.

**Vice President's Report:** Peter Johnson - Absent

**Secretary's Report:** Bob Harrison – Absent

**Membership Report:** George Magann - Absent

**Treasurer's Report:** Allan Woltman

- Allan gave this June treasurer's report:

Beginning Balance \$4,576.40

Expenses \$2,119.09

Income \$659.00

Ending Balance \$3,116.31

- John Duffy said that the June extra expenses were due to the purchase of several silver and gold coins for future raffles and hunts. (Gold/Silver \$ ↑)

- There was no membership drawing tonight - the next meeting will have 2 membership drawings.

**Hospitality:** Al Ezell

- Al again brought in a lot of refreshments and drinks to our meeting and we all appreciate his efforts. Thanks again to Mr. Faithful Al.



## Sacramento Valley Detecting Buffs

### Hunt Master Report: Rick Costello

• Rick reminded us that the next SVDB Club Hunt would be Saturday, July 12<sup>th</sup> at San Juan Park in Citrus Heights at 11 am. You had to attend tonight's meeting to get the info on this hunt. San Juan Park is located ½ blocks north of the intersection of Madison and Mariposa. The fee for the hunt was only \$5 and included several clad coins along with tokens for Rick's special prizes.

Here are a few pictures of the hunt.

SVDB July 12<sup>th</sup> Hunt at San Juan Park



### Lost Wedding Ring Report – Great Ending


**Rick Costello** received an email from Dan Orozco last week asking Rick for help in locating his lost wedding ring.

**Dan** told Rick that he had just celebrated his 19<sup>th</sup> wedding anniversary and lost the ring after getting out of the back yard pool.

At the July SVDB meeting Rick asked for volunteers to help search Dan's yard for the lost ring. There were 6 volunteers: **Rick Costello, Jim Milbradt, Bob Maytum, Pete Pobor, Chris Poulson and Don Dunn** that showed up on 7/5/08 at Dan's home.

Dan lives near Land Park where we looked for the gold ring. Within 20 minutes yours truly, Don Dunn found the \$500 (est.) gold ring. It had been stepped on and was buried almost an inch below the surface in moist soil. It would have been nearly impossible to find without a metal detector. My trusty Fisher F75 found the ring as it gave off a steady signal of 61 (penny range) on the LCD screen. Two photos: Don and Dan with his newly found ring along with Dan and the SVDB search crew. Pete was camera shy.

Don and Dan with His Newly Found Ring



Don, Dan, Rick, Chris, Bob and Jim





## Sacramento Valley Detecting Buffs

### Librarian Report: Tom Schweppe



• Tom reported that we have had several new books recently donated by Big Valley Detectors – Thanks Larry! These are added to our already large collection of reading and watching material. Be sure to check out some of these great books, magazines and videos. Books/magazines are free, videos cost \$1

### Getting More Depth from Your Metal Detector

**It never fails.** There's always somebody who is able to find more and better things with a metal detector than any other person who is using the same make and model machine. Why does this one person almost always do better than the rest of us? What are we missing?



Every metal detector has an absolute maximum depth that is determined by two basic factors: the diameter and physics of the search coil, and the electronic circuitry of the machine itself. In theory, it shouldn't matter who is running the machine.

Put any metal detector in the hands of a pro, and it will turn up deeper, older coins than when that same detector is used by a novice. What's the secret? How does the experienced treasure hunter find those deeper coins that you've been missing?

There are several simple rules anyone can follow to

increase the depth of their metal detecting finds. The following tips will help you get the maximum depth, and therefore the maximum pleasure and value, from your metal detector. Follow these rules carefully, and in no time you'll be finding the deeper, older coins your treasure hunting buddies are passing right over!

#### 1). Slow your swing down.

**Most** beginners swing the detecting coil much too fast. It's hard to acquire the patience to slow down, but remember that the coins aren't going anywhere. (Especially those that don't end up in your pocket if you fly right past them).

Slower detecting means you'll pick up deeper signals. Prove this to yourself by putting a coin on the ground. Swing your detector coil over the coin at different speeds, and raise and lower your coil to see what speed gives you the best depth.. Warning: It is possible to swing some detectors TOO slow, so be sure to experiment with some coins in the ground.

#### 2). Keep your coil low to the ground.

**If** you swing the coil an inch above the ground, you are costing yourself an inch of depth. And you probably paid quite a bit of money for that bottom inch!

Keep your coil level and close to the ground as you swing it. **(If you don't have a coil cover to protect your coil, get one).** You'll hit rocks and scrape dirt when you keep your coil close to the ground, but it is more than worth these minor aggravations to find the deeper, older coins.

#### 3). Always use headphones.

**The** best headphones to use IMHO are the big headphones with cups that surround your ears. They enable you to hear those weaker (and deeper!)

signals that you miss when you use a Walkman/IPOD



## *Sacramento Valley Detecting Buffs*

type headphone. A coiled headphone cord is much better than a limp, straight one, because like a telephone cord it doesn't get in your way while you're moving this way and that.

Depending on your detector and your own sense of hearing, there is a special feature you may want in your headphones - individual volume controls for each ear.

If you hear better out of one ear than the other, individual volume controls will let you hear the same relative volume in each ear.

Some people use headphones designed for listening to a stereo in an easy chair. These may be too fragile to last long when they face rough treatment in the field. Your metal detector dealer can steer you to a good sturdy pair of headphones especially designed for use by treasure hunters.

### **4). Keep your swinging distance short.**

**The** longer the length of your swing, the less control you have over your detector and the more you tend to lift the coil from the ground at the ends of the swing. Not only that, but on those longer coil swings your coil makes more of an angle with the ground. And that robs you of depth. You should keep the coil absolutely parallel to the ground for the entire length of your swing, and move your whole arm without bending your wrist. (If your detector has an armrest, you won't be able to bend your wrist as you swing your machine).

### **5). Use minimum discrimination.**

**When** you increase discrimination on most metal detectors, you lose depth and a lot of gold rings. I recommend that you discriminate out iron, but nothing else except when junk conditions are so bad you can't live with low discrimination.

There are some high-end detectors that have notch filters or target ID systems that allow you to skip pull tabs and still find nickels and some gold rings. Note I said **SOME** gold rings!

The first detectors (in the early 1970's) were primitive, with no discrimination. You had no choice but to dig every bottle cap and pull tab in creation, hating every bit of it. **BUT**, you found more gold rings with those detectors than with the latest, deeper, more modern detectors that have discrimination circuitry.

Remember, the other treasure hunters who use lots of discrimination are skipping right over those gold rings. Those rings will not be found until some brave soul turns off that discrimination. Shouldn't that brave soul be you?

### **6). Overlap your swings more.**

**The** deeper a coin is buried, the smaller the area of your detector's signal that reaches that coin. So in addition to the fact that your detector power is less on deeper coins, you also have a much greater chance of missing a deeper coin because your signal area shrinks as the signal goes deeper.

Think of the detecting pattern beneath your coil as a pointed-tip ice cream cone. Even though your coil has a diameter of 9 inches, its detecting field narrows as the signal goes deeper. This narrows until at maximum depth your signal area is just a single point. Don't move that point too far with each sweep. The more you overlap your swings, the more likely you'll find those deep coins that you would otherwise miss.

### **7). Hunt when the ground is wet.....Not quite this wet →**

**The** wetter the ground, the more depth you're going to get from your detector. We all know we're more likely to get an electrical shock when standing in water. This is because water is a much better conductor of electricity than is air.



## Sacramento Valley Detecting Buffs

Similarly, your metal detector's signal can penetrate deeper into the ground when the soil is moist, and on wet day you can find coins that are too deep to detect when the ground is dry.

Besides better depth, there are two added bonuses of metal detecting after a good rain. The ground is much easier to dig when it is wet, and the root system of the grass is less likely to be damaged by your digging.

### 8) Use Pinpointers & Dig with a Knife Not a Shovel

**Don't** you just love it when you are detecting in a public place (park or school) and notice someone else has been detecting and left big uncovered or partially covered holes? We need to advise club members and others when we see them digging large holes for small targets. A **Lesche** → type knife is all you need to remove coins and rings from any type of soil. Anything wider than 2 inches is overkill and labels you as the dreaded *shovel digger*. **Please dig responsibly.**



A good electronic pinpointer will also help precisely locate the target so you can keep the hole size to a minimum. Also, remember to replace the grass neatly after you fill your holes. If a **Park Ranger** or employee tells you to leave – it's either illegal to detect or just maybe it's your *bad* digging/filling style

### 9). Practice as often as you can.

As in virtually every sport or skill, the more you practice the better you get. At first, it requires quite an effort to put all these suggestions into action. You must concentrate on each point, and constantly remind yourself to stay on track with each of the above tips. Plant a coin garden and practice using it.

After several practice sessions, these difficult-to-remember procedures begin to become second nature and you'll do them all automatically.

### SEE YOU AT THE NEXT MEETING!!

□ SVDB Meetings are held at the North County Corporate Yard (Formerly SMUD Building) 5026 Don Julio Blvd. North Highlands - at the intersection of Elkhorn and Don Julio. The meeting is held on the first Thursday of each month and starts at 7:30 pm.

#### Old Business:

- **Do you have metal detecting related equipment** taking up space and not being used? Why not place it on the SVDB web-site classified section for sale? Just send an e-mail to SVDB with your ad – one picture is allowed. You can also bring items to our meetings to sell on the “for sale” table.

- **SVDB Club Patches and Decals**

Lee had our SVDB club logo put on a patch and is selling these patches at our meetings for \$5 each.

**Patches are still available—profits support SVDB**

#### SVDB July, 2008 Raffle & Auction:

We received \$514 for this month's raffle. Thanks to **Bob Vyvlecka** for assisting **James Neeley** in selling tickets for tonight's 2 raffle events!

**Bob and James** – Raffle Tickets were Flying High



Gold Coin Lucky Winner - **Jim Milbradt**






## Sacramento Valley Detecting Buffs

We had a second raffle drawing that netted SVDB \$156. It was for a White's Prizm II detector that was donated by **Big Valley Metal Detectors**.

Thanks again for the donation by **Larry of BVMD!**



The Prizm II Winner was **Ken Marcum**



### *SVDB Day-In-The-Park:*

- There are two day-in-the park hunts per month. The hunts are on the first Sunday and the third Sunday of each month. Breakfast is at 8:00 am with the hunt starting at 9:00 am. See the following for the meeting place:

- ❑ 1<sup>st</sup> Sunday Hunt: Meet at Denny's at Watt and Auburn
- ❑ 3<sup>rd</sup> Sunday Hunts: Meet at Pancake House at 21<sup>st</sup> and Broadway

### **Last 2 months SVDB hunt results and winners:**

*May 4<sup>th</sup>* at Madox Park, 9 members found 216 coins. Oldest coin was found by **Frank Tester**.

*May 18<sup>th</sup>* at Curtis Park, 4 members found 67 coins. Oldest coin was found by **Frank Tester**.

*June 15<sup>th</sup>* at McClatchy HS, 7 members got 212 coins. Oldest coin was found by **Don Thurber**.

### *SVDB Finds of the Month (FOM):*

- Photos of these finds are on our website under FOM on the left side of the web page. Winner of this month's FOM show and tell was **Roy Evans**.

### *Sayings of the month*

*"A nickel ain't worth a dime anymore"* *Yogi Berra*

*"Never miss a good chance to shut up"* *Will Rogers*

If you have any questions, comments, suggestions or articles for this newsletter contact your editor, Don Dunn at [dadunn02@yahoo.com](mailto:dadunn02@yahoo.com)

### *2008 Santa Cruz Beach Hunt August 2<sup>nd</sup> & 3<sup>rd</sup>* **2007 SVDB Hunt by Santa Cruz Beach Bums**



**Lee-Wiese** told us that the upcoming Santa Cruz beach hunt would be on August 2<sup>nd</sup> and 3<sup>rd</sup> (Sat/Sun). It will start on August 2<sup>nd</sup> at 6 am on the Santa Cruz main beach and finish at 11 am. There will be a 15 minute warm up hunt for planted coins. The fee for both days is \$18. Lee needs at least 12 people for this hunt and wants to know who is going by July 20<sup>th</sup>.

Contact Lee at 916 780-7365 with any questions.